



Winter 22/23

# Super Savings on the Brands You Use!!

Prices good until 1/31/2023

**RIDGID**

**WERNER**

**DEWALT**

**KNAACK**

STANLEY

**PROTO**

**CACO**  
COLUMBUS MCKINNON

**GREENLEE**  
A Teleton Company

**REED**

**DBI**  
**SALA**

**LOUISVILLE**  
LADDER

**Milwaukee**

Phone: 800-345-TOOL(s) Fax: 800-998-8777 [www.blackbookoftools.com](http://www.blackbookoftools.com)

## COLONIAL HARDWARE CORP.

The Tools Pros Use at the  
Guaranteed Lowest Price

**FREE OFFERS INSIDE**

## COLONIAL HARDWARE CORPORATION

33 COMMERCE STREET, SPRINGFIELD, NJ 07081

PHONE (800) 345-TOOL(s) • FAX (800) 998-8777

EMAIL: [tools@colonialhardware.com](mailto:tools@colonialhardware.com)

To our valued customers,

In 1931 when Colonial Hardware opened its doors, we set out to serve the growing NY City Metropolitan area. The early years were difficult, but with perseverance, faith and the support of our customers and suppliers, we endeavored to deliver and service our customers with the best tools at the lowest possible price, a philosophy we continue with today.

As we celebrate our 91th year as a family owned and operated business our core values remain the same:

- Personalized Attention and experienced customer service
- 99% of all orders are shipped same day
- Huge selection of tools – we have what you need in stock
- Easy ordering
- Our own delivery fleet
- Distribution centers in New Jersey and Texas

This Anniversary Mini-Catalog highlights hundreds of the best from the many branded tool and hardware manufacturers that have been with us from the start. All the names and tools you know, and all at prices that can't be beat.

We're proud of our heritage – founded in the depth of the Depression, and the many decades of struggles that we have all had to endure. We are also proud of the friendships we have built, and that we have been able to support and work alongside of all of you building and rebuilding this country through all these significant moments. As we enter our year 91, we are excited about the future and look forward to continuing to serve you.

Thank you for your continued support,



M. J. O'Connell III  
President and CEO



Index

RIDGID .....	3
DeWALT .....	8
STANLET PROTO .....	11
GREENLEE .....	17
REED .....	22
LOUISVILLE .....	24
WERNER .....	27
KNAACK .....	29
COLUMBUS McKINNON .....	31
DBI SALA .....	33
MILWAUKEE .....	35

91 Anniversary



Special Edition

# Order On Line 24/7!



**Order On Line [www.blackbookoftools.com](http://www.blackbookoftools.com)**  
**Order Toll Free (800) 345-TOOL(s)**  
**or fax (800) 998-8777**

## 10 REASONS TO BUY

### 1. GUARANTEED LOWEST PRICES.

We'll meet or beat any competitor's price on the same item with proof of advertised price when ordering.

### 2. ORDER ON LINE.

Buy tools on line 24/7.  
No waiting on hold and instant confirmation of your order.  
Nothing could be quicker or easier.

### 3. HUGE SELECTION.

Thousands of brand name products.  
Over 100,000 tools in stock.

### 4. TOLL-FREE ORDERING.

Phone: 1-800-345-TOOL(s)  
Toll-Free Fax: 1-800-998-8777

### 5. FAST SERVICE.

99% of all orders are processed the same day. Most orders shipped within 24 hours.

### 6. GUARANTEE.

All products are guaranteed brand new and factory fresh. Instant refunds on new/unused merchandise returns. No Questions!

### 7. CUSTOMER SERVICE.

Trained customer service personnel will help with your questions and problems. Feel free to call us.

### 8. EXPERT SHIPPING DEPARTMENT.

Each order is carefully hand packed so it arrives in perfect condition.

### 9. LARGE ORDERS.

Extra help and special discounts on big orders and new jobs.

### 10. MONEY SAVING SPECIALS.

Save even more when ordering from our mailed or on-line specials. Hundreds of tools you use at even lower prices.

## RIDGID 460-6 TRISTAND Chain Vise

Built for all your rugged jobsite needs, the portable TRISTAND chain vise easily and securely clamps work pieces. With its unique design, the pipe vise has an optimized base layout to maximize the working area, giving you more space for working around the pipe. The pipe vise stand features a convenient lug to clamp the weld ground for a great connection when welding pipe. Designed for easy portability and set-up, it features integral folding legs and tray, along with handy tool hangers. The large TRISTAND vise base overhangs the front legs for a clear tool swing. Offering strength and stability, the Model 460-6 pipe vise has a rugged leg chain and durable tool tray made for tough and demanding jobs. This pipe vise has an 1/8" to 6" pipe capacity. **Item No. RIG36273**

**Our Price \$413.25**



## RIDGID 975 Combo Roll Groover

Model 975 Combo Roll Groover is two tools in one. Like other RIDGID roll groovers, the 975 mounts on the RIDGID 300 Power Drive for machine-powered roll grooving jobs. It also designed to manually roll groove in-place pipe. It has a capacity of 1 1/4" to 6-inch Schedule 10 and Schedule steel, aluminum, and PVC pipe; 1 1/4" to 6" schedule 10, 1 1/4" to 2" schedule 40 stainless steel pipe, 1 1/2" to 4" schedule 80 PVC pipe; with roll change, 2" to 8" copper tube (Type K, L, M, and DWV). Includes new, patented auto tracking technology for significantly easier grooving that keeps the pipe automatically engaged to the groover throughout the grooving process. Includes a permanently depth setting gauge for quicker, repeatable set-up. When manually roll grooving, the 55% higher gear reduction means less hand force required versus competitive manual roll groovers. This is especially helpful for over-head roll grooving. Can absorb job site abuse and provide accurate grooves time after time. A cast-in handle makes the pipe groover easily portable to and from the job site. Includes: Model 975 combo roll grooving machine, 1 1/4" to 6" schedule 10 & 40 groove and drive rolls, ratchet wrench (1/2" drive) with button release, locking extension drive, support arms, integral index depth gauge, and operator's manual. **Item No. RIG25638**

**Our Price \$981.44**



## RIDGID Model 2-A Heavy Duty Pipe Cutter

Designed to tackle tough steel pipe, the RIDGID 32820 Model 2-A Heavy-Duty Pipe Cutter helps you get the job done quickly and efficiently. This steel pipe cutter allows for fast, clean pipe cutting by hand or power. It has an extra-long shank that protects adjustment threads, and an extra-large handle for quick and easy adjustments. You can convert the 2-A pipe cutter to a 3-wheel cutter by replacing the rollers with a cutter wheel, or order it as a 3-wheel model. This allows for use in tighter spaces where a complete turn is not possible. This metal pipe cutter has an 1/8" to 2" pipe capacity. **Item No. RIG32820**

**Our Price \$169.72**



## RIDGID 246 Soil Pipe Cutter

4

Designed to cut soil pipes quickly and easily, the RIDGID 32900 Soil Pipe Cutter has a large chain ideal for heavy-duty jobs. The versatile chain pipe cutter cuts cast-iron soil pipe as well as concrete and clay pipe. Its larger chain can also cut 4" class 22 water main and 2" to 5" extra heavy duty soil pipe. The tool features an integral ratchet handle centered on the pipe, useful when cutting pipe in trenches to help keep the trench width to a minimum. Constructed for safe and easy use, the soil pipe cutter features a unique hooking mechanism to make hooking the chain easier and a hand guard to protect your knuckles when cutting. This pipe cutting tool has a 1½" to 6" pipe capacity. With the addition of one chain extension assembly (sold separately), it can cut pipe up to 8" nominal diameter. If you are cutting clay pipe ONLY, you can extend the chain to allow cutting pipe up to 15".

**Item No. RIG32900**

**Our Price \$656.84**



## RIDGID 700 Hand Held Power Drive

Capable of cutting both right and left-hand threads in seconds, the RIDGID Power Drive is a heavy-duty tool that's ideal for mechanical, electrical and plumbing contractors. Designed to use RIDGID 12-R Die Heads (and other die heads with adapters) for ⅝" to 2" pipe and ¼" to 1" bolts, the pipe threading machine also drives 141 and 161 Geared Threaders for increased pipe capacity of 2" to 6". Built tough, it features cast aluminum construction and a hardened steel spindle gear. For threading pipe and conduit. Designed for RIDGID 12-R Die Heads, and other die heads with adapters 00-R, 00-RB, 11-R. ⅝" to 2" pipe capacity, ¼" to 1" bolt capacity. Powers RIDGID 258/258XL Power Pipe Cutters. Rugged cast aluminum housing. **Item No. RIG41935**

**Our Price \$1,515.53**



## RIDGID 286 Soil Pipe Cutter

The Ridgid 59698 286 Soil Pipe Cutter quickly makes repeated cuts with a single stroke on soil pipe up to 6". The articulating outward facing hooks simplifies connecting the pipe. It has an adjusting knob for quickly adjusting the handles to the optimal cutting angle. Only set the cutter once for repeated cuts.

**Item No. RIG59698**

**Our Price \$482.55**



## RIDGID 300 Power Drive

The Model 300 Power Drive is an electric motor driven machine which centers and chucks pipe, conduit and rod (bolt stock) and rotates it while threading, cutting and reaming operations are performed. Forward (clockwise) or reverse (counterclockwise) rotation can be selected with the FOR/OFF/REV switch and a foot switch provides ON/OFF control of the motor. The threading, cutting and reaming operations can be performed by conventional hand tools or tools designed for mounting on the Power Drive. A manual oiling system is available to flood the workpiece with thread cutting oil during the threading operation. Geared Threaders can also be used with the Power Drive to thread larger diameter pipe. Can also be used as a power source for roll grooving equipment. Designed to attach to the support arms of the Power Drive, the roll grooving equipment forms standard roll grooves on a variety of pipe sizes and materials. Includes Model 300 Power Drive (38 RPM) pipe threading machine, carriage with lever, R.H. NPT die head quick-open, 1/2" to 3/4" universal alloy die set, 1" to 2" universal alloy die set, Model 360 1/8" to 2" full floating, self-centering cutter, 341 reamer, stand 1206, oiler with one gallon premium thread cutting oil, #32 transport cart, clip-on tool tray, and operator's manual. Has the capacity for 1/8" to 2" pipe, 2 1/2" to 4" (65mm - 100mm) with 141, and 4" to 6" (100mm - 150mm) with 161 geared threaders, and 1/4" to 2" (6mm - 52mm) rod. **Item No. RIG15682**

**Our Price \$4,522.84**



## RIDGID K9-204 FlexShaft Machine

NEW RIDGID Flex Shaft machines are lightweight, compact and highly efficient machines that deliver wall-to-wall clean in 1 1/4" to 4" drain lines up to 70'. Flex Shaft machines can also be operated while an inspection camera is in the line letting you see while you clean. No other soft blockage expert can do that. The K9-204 Flex Shaft machine specializes in larger lines more commonly found on commercial jobs. The K9-204 can be used on 2" - 4" pipe and includes 70' of 3/8" cable enclosed in the durable, nylon sheath. **Item No. RIG64273**

**Our Price \$1,439.20**



## RIDGID K9-102 FlexShaft Machine

A smaller version of the FlexShaft Machine, its lightweight and portability is perfect for 1 1/4" - 2" pipes and includes 50' of 1/4" cable enclosed inside the durable but flexible nylon-sheath. **Item No. RIG64263**

**Our Price \$1,079.20**



## RIDGID PCS-500 Pipe Saw

6

Cut pipe fast and efficiently with the RIDGID® Pipe Saw. From the fab shop to the field, this tool delivers quality cuts on 1" to 12". The tool secures onto the pipe in seconds making setup and operation a breeze. Fast and easy to use, the Pipe Saw lets you focus on the tasks that require more time and effort.

Easily cut through 10" schedule 40 pipe in just over a minute with this brand new, purpose-built pipe saw. Whether in the shop or in the field, this fully transportable Pipe Saw can cut 1" to 12" pipe with up to a ½" wall thickness. Configured to cut steel or stainless steel, and with a quick switch to one of the optional blades it can also cut plastic or cast iron.

### Item No. RIG66388

Saw w/Cutting Head & 1"-6" Clamp **Our Price \$3,155.96**

### Item No. RIG66393

Saw w/Cutting Head & 6"-12" Clamp **Our Price \$3,421.88**

### Item No. RIG66398

Saw w/Cutting Head, 1"-6" & 6"-12" Clamp **Our Price \$4,697.21**



## RIDGID RP 241 Press Tool Kit

The RP 241 is the latest tool in the RIDGID Compact Press Tool family. 25% smaller and 10% lighter than its predecessor, this lightweight, low profile design, is ergonomically designed to help you easily work overhead and in tight spaces. Capacity ½" – 1¼" (Cu & SS); ½" – 1½" (PEX); ½" – ¾" (Steel). Power – 12V Advanced Lithium 2.5 battery. Weight – 4.8 lbs (tool only) 5.2 lbs (tool w/battery) 7.4 lbs (tool w/battery and ½" Cu jaw), length: 15.8", height: 4.25". Crimp cycle time – ~5 seconds. Large LED-light for no or low-light environments. 140+ crimps per charge. **Item No. RIG57373**

**Our Price \$1,874.14**



## RIDGID MegaPress Jaws and Rings

These press rings join ½" to 2" commercially available black iron pipe schedules 5-40 when used with RIDGID Standard Press Tools (320-E, CT-400, RP 330-B, RP 330-C or RP 340) and Viega MegaPress fittings. The MegaPress Jaws and Rings kit includes a V2 press ring actuator, MegaPress jaws (½", ¾" and 1"), MegaPress rings (1¼", 1½", and 2"), and MegaPress carrying case. Ideal for black iron pipe in chilled water lines, natural gas lines, compressed air, heating fuel oil, and is FM and UL approved (pending) for the installation of fire sprinkler systems. The MegaPress Jaws and Rings and RIDGID Press Tools work together to allow press connections on "wet" sprinkler systems. MegaPress fittings and RIDGID Standard Press Tools work as a flameless system that eliminates the need for hot work permits. For use with MegaPress and MegaPress G fittings to join ½" to 2" commercially available black iron pipe schedules 5-40. **Item No. RIG48553**

**Our Price \$2,631.34**





## RIDGID RP 350 Battery Press Tool

Includes ½" – 2" ProPress Jaws. 30% smaller tool increases maneuverability and a 17% lighter tool reduces operator fatigue. More than 400 presses per charge – with Advanced Lithium 4 Battery. Ultimate flexibility with the ability to switch between battery and AC power on the same tool. Compatible with all standard series pressing jaws and attachments from RIDGID. For use with copper and stainless steel tubing, steel pipe, PEX and cutting soil pipe. Battery tool kit includes: RP 340 Press Tool, (2) 18V Advanced Lithium 2 batteries, 120V Advanced Lithium battery charger, and carrying case. **Item No. RIG67053**

**Our Price \$3,196.01**



## RIDGID Standard Series XL-C/S Press Ring Kit

You want to leave the plumbing solder kit behind to save time and money with hydraulic crimping tools from RIDGID. Includes the patented XL-C/S Press Rings and V2 Actuator. Provide the ability to press copper and steel pipe fittings and connections up to 4". Swivels nearly 180° allowing increased accessibility when making connections. Works with all RIDGID Standard Series Pressing Tools to make connections on 2½" to 4" copper or stainless steel tubes. Includes 3 XL-C/S rings, 1 V2 actuator jaw, and heavy duty case. **Item No. RIG20483**

**Our Price \$2,509.43**



## RIDGID Aluminum Pipe Wrenches

Aluminum pipe wrenches provide professional strength in lightweight aluminum. They offer the same durability and ease-of-use found in all heavy duty wrenches. These pipe wrenches also offer full floating forged hook jaw, featuring self-cleaning threads with replaceable hook and heel jaws.

**Item No. RIG31095**

14" Aluminum Straight Wrench **Our Price \$51.92**

**Item No. RIG31100**

18" Aluminum Straight Wrench **Our Price \$66.20**

**Item No. RIG31105**

24" Aluminum Straight Wrench **Our Price \$101.61**



## RIDGID 200 Standard SeeSnake

Down pipe visibility vastly improved with High Dynamic Range (HDR) giving more clearly defined detail of pipe characteristics. Rugged, high-intensity LEDs for exceptional viewing and long life. Self-leveling camera head keeps the image upright. Powerful FleXmitter® sonde has long range and preserves the camera's ability to make turns. HDR image sensor offers bright, clear in-pipe imaging in difficult lighting conditions TiltSense displays the camera's pitch in a pipe on a connected SeeSnake CSx series monitor. **Item No. RIG63603**

**Our Price \$8,209.08**



## DEWALT 12V Max Green Cross line Laser

2 Spot + Cross Line Green Laser offers many different uses on the job site. With spot and cross line capability, use this laser for multiple applications. With an IP65 debris/water resistance rating, 2-meter drop protection and a highly-visible green beam, this laser equips users to work in the toughest conditions. Has integrated magnet bracket and locking pendulum. Projects cross line (vertical + horizontal). **Item No. DEWDW0822LG**

**Our Price \$432.03**



## DEWALT Cross line Laser

This red cross line laser level projects bright crossing horizontal and vertical lines for various leveling and layout applications. Laser levels for construction are built tough with an over molded housing and can withstand up to a 1 meter drop. When used with a detector, this laser can achieve up to a 165' range. Detector is sold separately. Integrated magnetic bracket. Self leveling laser level is water and debris resistant with an IP54 rating. **Item No. DEWDW088K**

**Our Price \$159.47**



## DEWALT 20V Max ½" Impact Wrench Kit

Impact wrench has a compact and lightweight design to reach tight spaces and help increase productivity. Compact (5.7" front to back), lightweight (3.4 lbs) design of ½" cordless impact wrench fits into tight areas. 3 LEDs with 20-second delay after trigger release of DEWALT ½" impact wrench provide visibility without shadows. XR batteries with fuel gauge of the battery impact wrench provide 33% more capacity over standard packs. Textured anti-slip comfort grip provides comfort and control. **Item No. DEWDCF880M2**

**Our Price \$268.12**



## DEWALT AC100+ Gold

A two-component vinyl ester injection adhesive anchoring system. The system includes injection adhesive in plastic cartridges, mixing nozzles, dispensing tools and hole cleaning equipment. The adhesive is designed for bonding threaded rod and reinforcing bar elements into drilled holes in concrete and masonry base materials. Can be considered for use in solid base materials as well as hollow base materials with screen tubes. **Item No. RAW8478SD**

**Our Price \$16.12**



**Buy 12 Get 6 FREE!!**



## DEWALT 20V Max 3-Speed Hammerdrill Kit

Delivers 3 speed variations allowing users to choose the level of performance needed for various applications. Powered by a high performance motor and bits are secured by heavy-duty ½" ratcheting chuck. 20V Max\* XR Premium Lithium Ion batteries offer longer tool run-time and enhanced durability. 3-speed, all-metal transmission matches the cordless hammer drill to task for fastest application speed and improved run time. Chuck with carbide inserts provides superior bit gripping strength. LED light with 20-second delay after trigger release. High power, high efficiency motor delivers 535 unit watts out of max power for superior performance in all drilling and fastening applications. **Item No. DEWDCD985M2**

**Our Price \$291.11**



## DEWALT 20V Max Compact Cordless Drill Kit

Cordless drill with battery and charger kit is lightweight and compact for working in tight spaces for long periods of time. High-speed transmission of this cordless power drill delivers 2-speed variations allowing users to choose the level of performance needed for various applications. Comfort grip adds balance and control. Brushless motor delivers up to 57% more run time over brushed. XR Li-Ion batteries with fuel gauge provide this power drill 33% more capacity over standard packs. Compact (6.9" front to back), lightweight (3.4 lbs.) design fits into tight areas. High-speed transmission with two speed settings (0-550/0-2,000 RPM) delivers up to 30% faster application speeds. Ergonomic comfort grip handle provides ideal balance and tool control. Metal ½" ratcheting chuck for superior bit gripping strength. 3-Mode LED provides lighting in dark or confined spaces up to 20 times brighter than previous model. **Item No. DEWDCD791D2**

**Our Price \$198.79**



## DEWALT FLEXVOLT® 60V MAX\* Cordless Pipe Threader Kit

Can thread ½" – 2" black iron pipe, rigid conduit, and more. It comes with an oil-resistant glass-filled nylon battery to protect it from cutting oils used to complete threads and is housed in a latched and sealed battery box. Equipped with the E-Clutch® System, that senses the motion of the tool and shuts down if necessary in bind-up situations. This kit also includes a patent pending pipe clamp with a depth gauge, for quick set up, and a die arm that can be used to start the threads without direct contact to the spinning die head. This tool is Tool Connect™ Tag-Ready™ (Tool Connect Tag sold separately). The DCE700 Pipe Threader is also compatible with RIDGID® 12R\*\* style die heads. **Item No. DEWDCE700X2**

**Our Price \$1,629.27**



## DEWALT 20V MAX\* Lithium Ion Band Saw Kit

Allows for more accurate cuts with minimal fatigue. Designed with centered handle position with superior balance and ergonomics. Integrated hang hook allows users to hang the saw without damaging the front handle or base. Tool free blade changing lever. **Item No. DEWDCS371P1**

**Our Price \$341.79**



## DEWALT 60V MAX\* 9 in. Brushless Cordless Cut-Off Saw Kit

Saw makes fast and efficient single pass cuts and scores in concrete, pavers, steel, and rebar with the high-performance brushless motor that provides up to 6,600 RPM. The 9" blade allows for cuts up to 3 1/4" deep. A heavy load indicator light provides the user with power and runtime feedback during demanding applications. The rotatable 5-position guard allows selection of approach angle for optimal visibility and accessibility when cutting in tight spaces. The latched and sealed battery box provides additional protection from harsh jobsite conditions. In addition, this saw is OSHA Table 1 Compliant for dust management with the dual-sided water feed system. This tool comes Tag Ready so users and companies can attach the DEWALT Tag and track its location virtually anywhere via the DEWALT Tool Connection app. **Item No. DEWDCS690X2**

**Our Price \$819.17**



## DEWALT 20V MAX\* Threaded Rod Cutter Kit

Capable of quickly and cleanly cutting a range of threaded rod sizes including 1/4", 3/8" and 1/2" mild steel coarse thread rods and 1/4" and 3/8" stainless steel coarse thread rods. The four sided, rotatable, cutting die allows you to cut the three different sizes of threaded rod with the same tool just by rotating the cutting dies to the size you want to cut. The unit doesn't create chips or sparks while cutting, providing a burr-free cut to easily thread on fasteners without having to clean the threads. The Threaded Rod Cutter increases control by eliminating fast moving cutting blades or wheels which can bind up when cutting or trimming threaded rod. The speed of the tool allows for efficiencies and achieves up to 350 3/8" cuts on one battery charge. The unit includes a bright LED work light, a forward/reverse/lock off switch, and a hang hook. A full line of replacement accessories cutting dies is also available, sold separately. **Item No. DEWDCS350D1**

**Our Price \$389.71**



# STANLEY PROTO

## LENOX Plumber's Carbide Tipped Hole Saw Kit, 8 Piece

Heat resistant carbide teeth for long life in tile and stainless steel. Thick backing plate resists damage and increases life. The unique tooth configuration has an engineered design providing ability to cut in stainless steel like no other. 8 piece Hole Saw Kit includes sizes  $\frac{3}{4}$ ",  $\frac{7}{8}$ ",  $1\frac{1}{8}$ ",  $1\frac{1}{2}$ ",  $1\frac{3}{4}$ " and  $2\frac{1}{4}$ ". Arbors included: Standard 1L, 2L ( $\frac{1}{2}$ " Shank). **Item No. LEN600CTP**

**Our Price \$173.85**



## LENOX Electrician's SPEED SLOT Hole Saw Kit, 10 Piece

Increased wall thickness improves durability and minimizes tooth loss. Optimized tooth design penetrates metal with ease. Larger, sharper teeth remove more wood for fast cutting. Speed Slot staircase design for fast, easy plug ejection. 10 piece Hole Saw Kit includes sizes  $\frac{7}{8}$ ",  $1\frac{1}{8}$ ",  $1\frac{3}{8}$ ",  $1\frac{3}{4}$ ",  $2$ " and  $2\frac{1}{2}$ ". Arbors included: Standard 2L, 5L ( $\frac{1}{2}$ " shank), one pilot drill and one arbor adaptor. **Item No. LEN600L**

**Our Price \$86.42**



## LENOX Plumber's SPEED SLOT Hole Saw Kit, 10 Piece

Increased wall thickness improves durability and minimizes tooth loss. Optimized tooth design penetrates metal with ease. Larger, sharper teeth remove more wood for fast cutting. Speed Slot staircase design for fast, easy plug ejection. 10 piece Hole Saw Kit includes sizes  $\frac{3}{4}$ ",  $\frac{7}{8}$ ",  $1\frac{1}{8}$ ",  $1\frac{1}{2}$ ",  $1\frac{3}{4}$ " and  $2\frac{1}{4}$ ". Arbors included: Standard 2L, 5L ( $\frac{1}{2}$ " shank), one pilot drill and one arbor adaptor. **Item No. LEN600P**

**Our Price \$82.73**



## LENOX Reciprocating Blades

High speed blasting along the cutting edge strengthens the blade to reduce breaks and increase durability. Patented T2™ Technology reduces cutting forces on each tooth and optimizes chip removal to allow efficient cutting in the widest range of materials. Patented metal cutting TPIs provide faster and more efficient cutting in the widest variety of materials including Unistrut, angle iron, black pipe and more. Pack of 50 blades.

**Item No. LENOSB414R** 14 TPI X 4"

**Item No. LENOSB614R** 14 TPI X 6"

**Item No. LENOSB818R** 16 TPI X 8"

**Our Price \$64.58**

**Our Price \$82.43**

**Our Price \$106.05**

**Buy 3 Get 1  
FREE!!**



Order at 800-345-TOOL(s)

# STANLEY PROTO

## STANLEY 6" Classic 99® Retractable Utility Knife

Get the flexibility you need to take on any task with the versatile 6" Classic 99® retractable utility knife. The pro-grade, carbon alloy steel blade is built for durability and long-term reliability. With 3 positions to choose from, the retractable blade is ideal for professional and home improvement jobs while offering storage space for up to 10 additional blades in its handle. **Item No. STA10-099**

**Our Price \$3.62**



## STANLEY 8 piece 100 Plus™ Screwdriver Set

This 8 piece 100 PLUS™ Screwdriver Set is built to withstand heavy-duty applications. Magnetic black oxide tips allow for a secure grip on fasteners. 100% acetate handle stands up to heavy-duty industrial use. Precision cold formed Phillips tips provide high torque performance. Black oxide Phillips tips provide corrosion resistance and precise fit. Durable alloy steel blade withstands repeated usage. **Item No. STA66-158-A**

**Our Price \$26.00**



## STANLEY 16' PowerLock® Tape Measure

Take accurate inside and outside measurements with the 16' PowerLock Tape Measure. Mylar polyester film extends the life of the entire blade while the durable chrome high-impact ABS case provides protection. The Tru-Zero end hook provides more accurate measurements. Plus, the blade locking mechanism holds the tape measure in place so it won't creep. **Item No. STA33-116**

**Our Price \$11.71**



## STANLEY 25' PowerLock® Tape Measure

Equip yourself with the tool longevity and reliability needed on the jobsite with this 25' PowerLock Tape Measure. Get consistent precision when you work with this tape measure, which features a Tru-Zero end hook for professional-level accuracy and a protective Mylar-coated blade for long life. The blade locks securely keeping the tape measure in place as you work. **Item No. STA33-425**

**Our Price \$16.08**



## STANLEY 12' PowerLock® Tape Measure

Features a 12' blade that stands up to tough use. The blade is coated with Mylar polyester film which minimizes friction, resists abrasions, and helps extend blade life. The Tru-Zero end hook ensures precise measurements. **Item No. STA33-312**

**Our Price \$11.46**



Order at [www.blackbookoftools.com](http://www.blackbookoftools.com)

# STANLEY PROTO

## STANLEY 9" Magnetic Aluminum Torpedo Level

Durable, heavy-duty, cast aluminum frame. Features large, top-read vial window. Tinted 360° vials make reading easy on the eyes. Pipe groove enables use on rounded surfaces. Magnetic strip allows hands-free operation on metal surfaces. **Item No. STA42-465**

**Our Price \$6.17**



**Buy 5 Get 1 FREE!!**

## STANLEY 21 Pc. Socket Sets

Stanley drive tools are forged from high-quality steel and finished in high-polish chrome. Easy-to-use, thumb operated reverse-switch mechanism. Sockets and extensions remain locked onto the drive until disengaged with an easy-to-reach, low-profile quick-release button. Sockets feature our Max-Drive design, providing 15% more torque to tighten fasteners easily and simplify the turning of rounded corners.

**Item No. STA85-388 21 Piece Socket Set Our Price \$21.50**

**Item No. STA85-405 34 Piece Socket Set Our Price \$44.64**

**Item No. STA85-434 26 Piece Socket Set Our Price \$68.23**



**Buy 5 Get 1 FREE!!**

## STANLEY 16' FATMAX® Classic Tape Measure

With 14' of reach\* and a durable, high-impact case, this 16' FATMAX Classic Tape Measure will fit your toolbelt, your hand, and the job. Protective full tape blade coating and added BladeArmor at the hook extends tape life, protecting against abrasion and heavy use. Large, easy-to-read numbers and standard stud markers enhance accuracy. **Item No. STA33-716**

**Our Price \$17.21**



**Buy 5 Get 1 FREE!!**

## STANLEY 25' FATMAX® Classic Tape Measure

With 14' of reach\* and a durable, high-impact case, this 25' FATMAX Classic Tape Measure will fit your toolbelt, your hand, and the job. Protective full tape blade coating and added BladeArmor at the hook extends tape life, protecting against abrasion and heavy use. Large, easy-to-read numbers and standard stud markers enhance accuracy. **Item No. STA33-725**

**Our Price \$19.77**



**Buy 5 Get 1 FREE!!**

## STANLEY 35' FATMAX® Classic Tape Measure

With 14' of reach\* and a durable, high-impact case, this 35' FATMAX Classic Tape Measure will fit your toolbelt, your hand, and the job. Protective full tape blade coating and added BladeArmor at the hook extends tape life, protecting against abrasion and heavy use. Large, easy-to-read numbers and standard stud markers enhance accuracy. **Item No. STA33-735**

**Our Price \$27.51**



**Buy 5 Get 1 FREE!!**

Order at 800-345-TOOL(s)



# STANLEY PROTO

## PROTO 34" Top Chest - 6 Drawer, Gloss Red

Cubic inch capacity is 11,662. Made of 14, 16 and 18 gauge steel. Ball bearing track slides with 125-lbs. capacity. Adjustable detents 12 to 24-lbs. pull force. Heavy-duty locks with tubular key. Recessed aluminum extruded drawer pulls. 100% full extension drawers. Vinyl top and drawer liners included.

Item No. PRO553427-6RD

Our Price **\$1,935.30**



## PROTO 15 Piece Satin Combination ASD Wrench Set - 12 Point

Satin finish provides corrosion resistance and a slip-resistant grip. 12-point box end allows for fine indexing, helping to improve speed and access. Fits 4, 6 and 12 point fasteners. Anti-Slip Design (ASD) open end. Fractional sizes  $1\frac{1}{32}$ " and smaller do not have the ASD feature. Box ends incorporate the TorquePlus™ system.

Item No. PRO1200FASD

Our Price **\$354.88**



## PROTO Drive Ratcheting Head Micrometer Torque Wrenchs

Calibrated to +/- 4% clockwise direction and +/- 6% counter clockwise at 20% to 100% of full scale. Calibration is accomplished by manual loading the torque wrenches. Manufactured to meet standard industrial torque applications, general industry, heavy equipment, and maintenance.

Item No. PRO6006C  $\frac{3}{8}$ " Drive, 16-80 ft-lbs

Our Price **\$174.46**

Item No. PRO6008C  $\frac{1}{2}$ " Drive, 16-80 ft-lbs

Our Price **\$183.56**

Item No. PRO6014C  $\frac{1}{2}$ " Drive, 50-250 ft-lbs

Our Price **\$215.44**

Item No. PRO6018AB  $\frac{3}{4}$ " Drive, 60-300 ft-lbs


Our Price **\$577.55**



PRO6006C



PRO6008C



PRO6014C



PRO6018AB



Order at [www.blackbookoftools.com](http://www.blackbookoftools.com)



# STANLEY PROTO

## PROTO ½" Drive 11 Piece Impact Socket Set - 6 Point

Ideal for use on stubborn or damaged fasteners, and also on fasteners made from soft materials. The TorquePlus™ design is a high performance drive configuration which allows for quick and easy socket engagement to the fastener flats, not the corners. Employs a radius-corner design, shifting contact area and stress away from the fastener corners and distributing contact stresses over a large area of the socket, minimizing slippage. The internal design minimizes fastener rounding, helps to extend fastener life, and allows the user to more easily turn worn, rounded, or rusted fasteners. **Item No. PRO74102**

**Our Price \$87.42**



## PROTO ½" Drive 11 Piece Deep Impact Socket Set - 6 Point

Ideal for use on stubborn or damaged fasteners, and also on fasteners made from soft materials. The TorquePlus™ design is a high performance drive configuration which allows for quick and easy socket engagement to the fastener flats, not the corners. Employs a radius-corner design, shifting contact area and stress away from the fastener corners and distributing contact stresses over a large area of the socket, minimizing slippage. The internal design minimizes fastener rounding, helps to extend fastener life, and allows the user to more easily turn worn, rounded, or rusted fasteners. **Item No. PRO74112**

**Our Price \$130.08**



## PROTO Black Chrome Combination Stubby Reversible Ratcheting Wrench ⅝" - Spline

The chrome-vanadium switch lever allows for easy changes in turning direction which helps improve efficiency. 15° angled offset helps keep shank clear of obstructions. Box end is chamfered for easy application to the fastener. Spline design enables the wrench to contact conventional fasteners away from the corners, which applies force over a larger area, reducing risk of fastener scoring and helps prevent rounding of the corners and other fasteners damage that could lead to Foreign Object Damage (FOD). Anti-Slip Design (ASD) open end. Black chrome finish is corrosion-resistant and visually distinctive. Compact size allows you to work in tight spots. The 72 tooth gear allows for 5° arc swing during use. Spline wrenches can be used on 4, 6, 12 point, spline and Torx® fasteners. **Item No. PROSCV20S**

**Our Price \$20.04**




# STANLEY PROTO

## PROTO 9 Piece Black Chrome Reversible Combination Ratcheting Wrench Set - Spline

Black chrome finish is corrosion resistant and visually distinctive. Fractional spline wrenches can be used on fractional 4, 6, 12 point, spline fasteners and Torx® fasteners. The chrome-vanadium switch lever allows for easy changes in turning direction which helps improve speed. 15° angled offset box end helps keep shank clear of obstructions. Anti-Slip Design (ASD) open end. **Item No. PROSCV-9S**

**Our Price \$175.92**



## PROTO 3 Piece Black Oxide Adjustable Wrench Set

Non-reflective black oxide finish for use where non-plated products are required. Extra wide jaw capacity. Square jaw opening provides strength and tight fit. **Item No. PRO795S**

**Our Price \$69.97**



## PROTO 20" General Purpose Single Latch Tool Box

Removable steel tote tray. Color Safety Red. Capacity 2,133 cubic inches. Depth 8½", height 9½", weight 19 lbs. **Item No. PRO9975-NA**

**Our Price \$43.42**



## PROTO Carpenter's Box

Removable steel tote tray. Extra wide for large tools. Double latch for strength. Padlockable center hasp for security. Heavy-duty side handles. Color brown, height 9½", length 32", depth 8½", weight 24 lbs. and capacity 2,584 cubic inches. **Item No. PRO9979-NA**

**Our Price \$75.64**



## LENOX ½" - 1" Vari-Bit Step Drill Bit

Infused high speed steel offers extreme wear resistance. PowerDrive™ tip for faster penetration and less walking. Dual-flute cutting edges deliver clean, round holes. Ideal for drilling steel, sheet metal, ducts, stainless, aluminum, copper, brass, plastics, and abrasive materials. Hole sizes are laser etched to last the life of the bit. Optimized for use on standard or impact drill. **Item No. LENBV2**

**Our Price \$40.78**



Order at [www.blackbookoftools.com](http://www.blackbookoftools.com)

# GREENLEE

## GREENLEE Hand-Held Cable Cutter

Easily cuts heavier copper and aluminum cables up to 2/0 (70 mm). Precision-ground, shear-action, curved cutting blades. PVC-covered, high-leverage handles for easier cuts. Heat-treated for long life. Made of heavy-duty forged steel with a rust-resistant black oxide finish. **Item No. GRE727**

**Our Price \$27.34**



## GREENLEE Chest Box

Recessed and concealed lock protectors for maximum security against drilling and cutting lock. Enhanced lid bolster for added support and durability. Finger-groove lid handle for easy opening. Convenient storage tray on back wall for small items. Steel support arm(s) to hold lid in open position. Heavy-duty piano hinges with non-removable pin. New angled 3 1/2" high support skids feature threaded holes for easy caster installation. Recommend #1 and #5 Masterlock padlocks or equivalent. **Item No. GRE2448**

**Our Price \$537.25**



## GREENLEE 1 1/2" Diameter Stud Punch

Punches up through 20 gauge steel studs in one stroke. Aluminum head provides strength with minimum weight. Contoured handle design gives better operator leverage and makes it possible to punch in tight places. Self-stripping design eliminates punch hang-ups. **Item No. GRE710**

**Our Price \$265.30**



**Buy 4 Get 1 FREE!!**

## GREENLEE Knockout Kit with Ratchet and SlugBuster® 1/2" - 2"

New Greenlee high-leverage wrench with five-degree ratcheting mechanism. Slug-Buster® punch profile splits slugs for easy slug removal. Knurled edge on punches for better grip. Laser markings for quick part identification. Alignment markings for improved accuracy. Easy threading draw studs with "dog point" tip helps eliminate cross-threading. **Item No. GRE7238SB**

**Our Price \$313.60**



**Buy 4 Get 1 FREE!!**

## GREENLEE 11-Ton Hydraulic Knockout Kit with Hand Pump and Slug-Buster® 1/2" - 2"

Compact, lightweight design for portability and fast, easy one-person operation. Slug-Buster® punch profile splits slugs for easy slug removal. Knurled edge on punches for better grip. New die design optimized for widest range of materials and drivers. Laser markings for quick part identification. Alignment markings for improved accuracy. Works with all Greenlee knockouts. **Item No. GRE7306SB**

**Our Price \$980.00**



**Buy 4 Get 1 FREE!!**

Order at 800-345-TOOL(s)



# GREENLEE

## GREENLEE 1 1-Ton Hydraulic Knockout Kit with Hand Pump and Slug-Buster® ½" - 4"

Compact, lightweight design for portability and fast, easy one-person operation. Knurled edge on punches for better grip. New die design optimized for widest range of materials and drivers. Laser markings for quick part identification. Alignment markings for improved accuracy. Easy threading - draw studs with "dog point" tip helps eliminate cross-threading. Hex key access for easy removal from tool. Works with all Greenlee knockouts. **Item No. GRE7310SB**

**Our Price \$1,512.00**



## GREENLEE Classic Electric Bender Power Unit

The optional PVC-coated Rigid conduit shoe group can be used on all 555 series benders. Features simple relay controls for easy field repairs, and compact handle design to prevent interference with conduit when bending. Conduit type: Rigid, EMT, IMC, PVC coated Rigid. **Item No. GRE555C**

**Our Price \$3,335.82**



## GREENLEE UT10 Package with Mobile Versi Boom

The only 2 speed puller that can shift from high speed/low load pulling to low speed/high load pulling with a simple double tap motion on the foot pedal control switch. Use for cable pulls requiring high as well as low pulling loads. The no-load high speed is 16 ft/min and is best suited for loads up to 4000 LB where the speed will be 12 ft/min. The no-load low speed is 9 ft/min and can be used on loads up to 8000 lbs. where the speed will be 6 ft/min, or a momentary peak capacity of 10000 lbs. 2-speed motor delivers the fastest pulling time for all pulling needs over the widest (10000 lbs.) range. Strong, rugged motor designed specifically for both big and small cable pulling applications. On-board force gauge provides visual communication of pulling force and speed changes. Quick speed change from high speed to low-speed by simply double tapping foot pedal. Sets up in less than 2 minutes and can be used in every pulling situation. **Item No. GRE6906**

**Our Price \$11,465.16**



## GREENLEE 6000 Lbs. Cable Puller

Pull up to 6,500 lbs. with less than 27 lbs. of operator effort. Unique floor mounting attachment for quick, reliable setup. Leaf-type mounting chains won't twist when tightening. Heat-treated steel serrated gripper feet for secure mounting to conduit. Force Gauge included to constantly monitor the pull. Right-angle sheave allows the operator to stand out of the direct line of force. Audio alarm high force warning and circuit breaker shut off at maximum force for added safety. Tapered capstan and patented rope guidance system for better control of the rope when feeding onto the capstan. **Item No. GRE6001**

**Our Price \$6,366.40**



Order at [www.blackbookoftools.com](http://www.blackbookoftools.com)

# GREENLEE

## GREENLEE G3 TUGGER™ Cable Puller

20% faster cable pulls. High-speed pulls up to 1000 lbs. 25% stronger continuous pulling load. Durable motor designed for pulling load. 3 times faster setup. No loose pieces. High speed: 97 ft/min, low speed: 41 ft/min. **Item No. GREG3**

**Our Price \$3,980.38**



## GREENLEE Conduit Pipe and Storage Rack

Seven individual bins allow you to sort by size and type. Foldable material trees. Heavy duty 6" casters included. Easily stacks for storage and transportation of multiple units. High strength steel frame holds up to 1000 lbs of material. Stacking block securely fits in tree stock to prevent tumbling. **Item No. GRE668**

**Our Price \$491.16**



## GREENLEE Wire Dispenser

All steel welded frame with 6 reel spindles and feeding eye. Angled spindles keep reels in place without locks and help brake the reel while paying out. Mobile, two (2) fixed wheels and one (1) that swivels and locks, allow easy movement and control. Fits through a 30" (762 mm) doorway. **Item No. GRE909**

**Our Price \$694.19**



## GREENLEE Deluxe A-Frame Mobile Caddy

Holds up to twenty for (24) spools of #12 AWG wire or sixteen (16) spools of #10 AWG wire. Folds for easy storage. 10" (254 mm) diameter pneumatic tires for jobsite portability. Pinless design eliminates loose parts. Eight (8) solid steel ½" (12.7 mm) spindles included. Optional Basket Caddy available to dispense metal-clad cable. **Item No. GRE9510**

**Our Price \$409.96**



# GREENLEE

## GREENLEE Bifold Box

Maximum storage capacity with minimum floor space requirements. Four (4) individual 15" x 14½" x 60" storage compartments on each side. Reinforced steel shelves welded in place for added strength and durability. All shelves feature large front lip to keep small items from rolling off. Each bi-fold section is mounted on four casters for easy opening and closing. Six (6) swivel and two (2) rigid 6" (152 mm) casters included for easy mobility (Models 503 and 603). **Item No. GRE5860**

**Our Price \$2,494.24**



## GREENLEE Field Office Box

Slanted work surface with lockable, concealed storage area. Concealed lock protectors protect locks from drilling and cutting. Weather stripping on doors to help protect documents and tools from the elements. Lid with heavy-duty gas spring and a locking arm for ease of opening and safety. Shelving throughout, for organizing and storing jobsite tools and supplies. Grooved front doors for ease of opening and storage compartment access. Patented, ergonomically designed fold-down recessed handles. Continuous, non-removable pin hinges. Overlapping corners, rolled edges, and strategically placed reinforcements for added strength. Welded 16-gauge steel construction for durability. Transportable with forklift. Optional casters available for increased mobility. **Item No. GRE8060DLX**

**Our Price \$3,781.40**



## GREENLEE Single Shoe Electric Conduit Bender

Versatile – 1 shoe bends ½" to 2" EMT, IMC and Rigid conduit. Absolute encoder stops bending at precise angles for accuracy. Solid state electronics rated for 1,000,000+ bends. Simple switching between vertical and horizontal bending configurations. Digital pendant sets angle and monitors process. Solid state system eliminates arcing and prevents damage from temporary power loss. **Item No. GRE854DX**

**Our Price \$8,844.64**



## GREENLEE Intelli-PUNCH™ Battery-Hydraulic Knockout Kit with Slug-Buster® ½" - 4"

Has a maximum cycle time of 8 seconds. Pressure-sensing technology accurately detects punch completion and automatically retracts the ram, for longer tool life. 360° rotating head has a rugged, patent-pending swivel design to punch at any angle. Ergonomic tapered grip for easy one-handed operation. Slug-Buster® punch profile splits slugs for easy slug removal. Knurled edge on punches for better grip. New die design optimized for widest range of materials and drivers. Laser markings for quick part identification. Alignment markings for improved accuracy. Draw studs with "dog point" tip helps eliminate cross-threading. Works with all Greenlee knockouts. **Item No. GRELS100X11SB4**

**Our Price \$1,680.00**



Order at [www.blackbookoftools.com](http://www.blackbookoftools.com)

# GREENLEE

## GREENLEE Slug Splitter® ½" - 4"

Fast easy and simple to operate. Will also drive 751 cable cutter head. Powerful 11 ton hydraulic ram with a 3 foot hose. Slug-Splitter® SC knockout punches with capacities up through 10 gauge stainless steel. Self-centering punch aligns itself on pilot hole. No need to draw crosshairs or line up die alignment marks. **Item No. GRE7506**

**Our Price \$1,512.00**



## GREENLEE UT10 Puller Package with Floor Mount

The only two speed puller on the market that can shift from high speed/low load pulling to low speed/high load pulling with a simple double tap motion on the foot pedal control switch. Use for cable pulls requiring high as well as low pulling loads. The no-load high speed is 16 ft/min and is best suited for loads up to 4000 LB where the speed will be 12 ft/min. The no-load low speed is 9 ft/min and can be used on loads up to 8000 lbs. where the speed will be 6 ft/min, or a momentary peak capacity of 10000 lbs. 2-speed motor that delivers the fastest pulling time for all pulling needs over the widest (10000 lbs) range. Strong, rugged motor designed specifically for both big and small cable pulling applications up to 10000 lbs. On-board force gauge provides visual communication of pulling force and speed changes. Quick speed change from high speed to low-speed by simply double tapping foot pedal. Sets up in less than 2 minutes and can be used in every pulling situation. **Item No. GRE6900**

**Our Price \$7,009.63**



## GREENLEE Box, Flat Top

Flat-top design provides more storage capacity for tall, bulky items, plus a large work surface for jobsite plans. Recessed and concealed lock protector inhibits forced entry and corrosion to lock. Channel reinforcements on lid, lock side panels into lid for added security when closed. Angled handle recess prevents pinch points. Reinforced high-strength shelves. Strategically located, easily accessible, durable gas springs provide for ease in opening lid. Double hinge cover folds up and out of the way. New angled 3½" high support skids feature threaded holes for easy caster installation. Patented, ergonomically designed fold-down recessed handles. **Item No. GRE3360**

**Our Price \$1,149.65**



## GREENLEE Super-Tugger 640/6001 Adapter Package

Adapt Greenlee 640 Tugger and 6001 Super Tugger to Ultra Tugger. Wheeled carriage and boom provides fast setup with no anchors to set or chains to mount. Boom uses 3" rigid steel conduit for easy length adjustment to pull 10 feet of cable out of the box fast and easy. Optional Elbow Unit and Boom available to reach into manholes or pull up to 20' of cable out of the box. **Item No. GRE11147**

**Our Price \$3,545.89**



Order at 800-345-TOOL(s)



# REED

## REED Guillotine Pipe Cutter

Cuts PE up to 4". Squarest cut available, within  $\frac{1}{8}$ " on medium and high density pipe, due to strong frames and unique blade design. Saves facing cost: no facing needed for electrofusion, less needed for butt-fusion. Requires minimal clearance, only 4" – 6" around pipe. Clean and safe! No chips to clog valves and apertures. Many high quality cuts, with durable non-stick coated (resharpenable and replaceable) tool steel blade. **Item No. REEHPC4**

**Our Price \$718.07**



## REED Drill-Powered Hydrostatic Test Pump

The separate drill power source keeps weight off the pump, making it lightweight and portable. Works on commercial and residential water systems. Pumps are self-priming and work with pressurized or non-pressurized water supply. Storage case keeps the pump clean and organized. No drop cord needed when used with a cordless drill. Requires 18V cordless or  $\frac{1}{2}$ " corded drill with 1500 RPM (not included). **Item No. REEDPHTP500**

**Our Price \$403.96**



## REED Electric Hydrostatic Test Pump

Smooth running, quiet  $\frac{3}{4}$  hp motor. Electric pump includes a 15' high pressure hose for filling the system. Test water meters, plumbing lines, pressure vessels, solar systems and sprinkler systems. Pumps are self-priming and work with pressurized or non-pressurized water supply. Output pressure adjusts easily. Pump housed in protective cage. Easy to carry to jobsite. **Item No. REEHPT500C**

**Our Price \$737.86**



## REED 4" Hinged Pipe Cutter

Pipe cutter with hinge is a REED invention that needs only 4" of clearance around pipe. Efficient handle swing of only 90° to 110°. Opens with hinge to place cutter around the pipe. Can be used anywhere — in the ditch, underwater, overhead, in racks of pipe! Ships with cutter wheels installed for cutting steel and stainless steel pipe. **Item No. REEH4S**

**Our Price \$580.73**





# REED

## REED 6" Hinged Pipe Cutter

Pipe cutter with hinge is a REED invention that needs only 4" of clearance around pipe. Efficient handle swing of only 90° to 110°. Opens with hinge to place cutter around the pipe. Can be used anywhere – in the ditch, underwater, overhead, in racks of pipe! Ships with cutter wheels installed for cutting steel and stainless steel pipe. **Item No. REEH6S**

**Our Price \$764.21**

## REED 8" Hinged Pipe Cutter

Pipe cutter with hinge is a REED invention that needs only 4" of clearance around pipe. Efficient handle swing of only 90° to 110°. Opens with hinge to place cutter around the pipe. Can be used anywhere – in the ditch, underwater, overhead, in racks of pipe! Ships with cutter wheels installed for cutting steel and stainless steel pipe. **Item No. REEH8S**

**Our Price \$1,010.42**

## REED Low Clearance Rotary™ Pipe Cutter

The low profile design of these cutters requires only 5" clearance. Excellent for cold cuts. Pipe snaps off squarely once the operator completes the cut. **Item No. REELCRC8S**

**Our Price \$1,519.96**

## REED Guillotine Pipe Cutter

Manual, guillotine style cutter slices smoothly through PE. All aluminum construction results in lighter tool weight and greater rigidity – 22%+ weight reduction versus prior HPC8 model. Greater pipe capacity, up to 9.06" O.D. fits true 8" DIPS and IPS for PE. Aluminum rails and crosshead have a hard anodized finish to reduce wear on sliding surfaces. Superior cuts with USA made blade. **Item No. REEHPC8+**

**Our Price \$1,064.03**

## REED Threaded Rod Cutter

Mounting hole in lower handle for a permanent mounting option. Heat-treated dies for durability. Fit the most common threaded rods found in the United States which are ¼-20 UNC, ⅜-18 UNC, ½-16 UNC, ¾-13 UNC. Comfort grip on upper handle. **Item No. REETRC2D**

**Our Price \$533.98**



**Buy 3 Get 1 FREE!!**



**Buy 3 Get 1 FREE!!**



# LOUISVILLE

## LOUISVILLE 6' Fiberglass Pinnacle Pro Platform Ladder

6' Pinnacle Platform step ladder has a 300lb load capacity, rated ANSI Type IA. Features a 30" extended handrail (perfect tool belt height) and a 30% larger platform area for added comfort and safety. Equipped with the innovative ProTop with multiple tool slots and magnet, SHOX impact absorption system, Raptor boots with non-marring bonded tread mechanically fastened to the upper boot to create a secure slip-resistant footing, wide back braces, and double-rivet step construction. Meets or exceeds ANSI and OSHA standards. **Item No. LADFXP1706**

**Our Price \$195.45**



**Buy 6 Get 1 FREE!!**

## LOUISVILLE 8' Fiberglass Pinnacle Pro Platform Ladder

8' Pinnacle Platform step ladder has a 300lb load capacity, rated ANSI Type IA. Features a 30" extended handrail (perfect tool belt height) and a 30% larger platform area for added comfort and safety. Equipped with the innovative ProTop with multiple tool slots and magnet, SHOX impact absorption system, Raptor boots with non-marring bonded tread mechanically fastened to the upper boot to create a secure slip-resistant footing, wide back braces, and double-rivet step construction. Meets or exceeds ANSI and OSHA standards. **Item No. LADFXP1708**

**Our Price \$229.00**



**Buy 6 Get 1 FREE!!**

## LOUISVILLE 10' Fiberglass Pinnacle Pro Platform Ladder

10' Pinnacle Platform step ladder has a 300lb load capacity, rated ANSI Type IA. Features a 30" extended handrail (perfect tool belt height) and a 30% larger platform area for added comfort and safety. Equipped with the innovative ProTop with multiple tool slots and magnet, SHOX impact absorption system, Raptor boots with non-marring bonded tread mechanically fastened to the upper boot to create a secure slip-resistant footing, wide back braces, and double-rivet step construction. Meets or exceeds ANSI and OSHA standards. **Item No. LADFXP1710**

**Our Price \$303.59**



**Buy 6 Get 1 FREE!!**

## LOUISVILLE 12' Fiberglass Pinnacle Pro Platform Ladder

12' Pinnacle Platform step ladder has a 300lb load capacity, rated ANSI Type IA. Features a 30" extended handrail (perfect tool belt height) and a 30% larger platform area for added comfort and safety. Equipped with the innovative ProTop with multiple tool slots and magnet, SHOX impact absorption system, Raptor boots with non-marring bonded tread mechanically fastened to the upper boot to create a secure slip-resistant footing, wide back braces, and double-rivet step construction. Meets or exceeds ANSI and OSHA standards. **Item No. LADFXP1712**

**Our Price \$384.94**



**Buy 6 Get 1 FREE!!**

24



Order at [www.blackbookoftools.com](http://www.blackbookoftools.com)

# LOUISVILLE

## LOUISVILLE 6' Fiberglass Cross Step Ladder

The industry changing Step-to-Extension 2-in-1 Cross Step Ladder is better than ever! HiVis green top and shoes makes it easily identifiable to prevent fines and improve workplace safety. Made of superior quality, non-conductive fiberglass Converts from a step ladder into a shelf ladder for a 2-in-1 combination in order to get closer to the work area. V-shape Pro Top allows the ladder to lean against walls, buildings and poles. Includes a magnet tray, hardware tray, drill and tool slots, and pipe or 2x4 holder. SHOX system provides extra durability. 300 lbs. capacity. Meets or exceeds ANSI and OSHA standards. **Item No. LADFXS1506**

**Our Price \$130.30**



**Buy 6 Get 1 FREE!!**

## LOUISVILLE 8' Fiberglass Cross Step Ladder

The industry changing Step-to-Extension 2-in-1 Cross Step Ladder is better than ever! HiVis green top and shoes makes it easily identifiable to prevent fines and improve workplace safety. Made of superior quality, non-conductive fiberglass Converts from a step ladder into a shelf ladder for a 2-in-1 combination in order to get closer to the work area. V-shape Pro Top allows the ladder to lean against walls, buildings and poles. Includes a magnet tray, hardware tray, drill and tool slots, and pipe or 2x4 holder. SHOX system provides extra durability. 300 lbs. capacity. Meets or exceeds ANSI and OSHA standards. **Item No. LADFXS1508**

**Our Price \$175.90**



**Buy 6 Get 1 FREE!!**

## LOUISVILLE 10' Fiberglass Cross Step Ladder

The industry changing Step-to-Extension 2-in-1 Cross Step Ladder is better than ever! HiVis green top and shoes makes it easily identifiable to prevent fines and improve workplace safety. Made of superior quality, non-conductive fiberglass Converts from a step ladder into a shelf ladder for a 2-in-1 combination in order to get closer to the work area. V-shape Pro Top allows the ladder to lean against walls, buildings and poles. Includes a magnet tray, hardware tray, drill and tool slots, and pipe or 2x4 holder. SHOX system provides extra durability. 300 lbs. capacity. Meets or exceeds ANSI and OSHA standards. **Item No. LADFXS1510**

**Our Price \$246.61**



**Buy 6 Get 1 FREE!!**

## LOUISVILLE 12' Fiberglass Cross Step Ladder

The industry changing Step-to-Extension 2-in-1 Cross Step Ladder is better than ever! HiVis green top and shoes makes it easily identifiable to prevent fines and improve workplace safety. Made of superior quality, non-conductive fiberglass Converts from a step ladder into a shelf ladder for a 2-in-1 combination in order to get closer to the work area. V-shape Pro Top allows the ladder to lean against walls, buildings and poles. Includes a magnet tray, hardware tray, drill and tool slots, and pipe or 2x4 holder. SHOX system provides extra durability. 300 lbs. capacity. Meets or exceeds ANSI and OSHA standards. **Item No. LADFXS1512**

**Our Price \$322.69**



**Buy 6 Get 1 FREE!!**

25

Order at 800-345-TOOL(s)



# LOUISVILLE

## LOUISVILLE Yellow Outriggers 4/Box

Item No. LADPK735A

Our Price **\$144.08**



## LOUISVILLE 6' Guardrail Yellow Kit

Item No. LADPK736A

Our Price **\$173.28**



## LOUISVILLE SS Series Fortruss Steel Rolling Tower Scaffold

Exclusive dual-pin adjustment mechanism. Exclusive caster stem. Tightening "L" knob. Premium powder paint. **Item No. LADSS0606A**

Our Price **\$304.10**



# WERNER

## WERNER 3/4" Reusable Concrete Anchor

Reusable Concrete Anchor is a lightweight, easy to use bolt providing convenient anchorage in concrete. The anchor requires a pre-drilled hole of 3/4" and 3 1/2" minimum depth in 3000 psi concrete. It can be used in any direction as a fall protection anchor and is reusable with its easy to insert and remove design. **Item No. WERA510000**

**Our Price \$94.80**



**Buy 2 Get 1 FREE!!**

## WERNER Aerial Kit with BaseWear Std Harness, 6' DeCoil Lanyard

Kits include a harness and energy absorbing lanyard for use with aerial lifts. The harness and lanyard are packaged in a convenient toolbag. The URMARK logo program is available with this kit and allows personalization of the toolbag and/or harness with a customer logo. **Item No. WERK121013**

**Our Price \$59.38**



**Buy 2 Get 1 FREE!!**

## WERNER Tool Tether

Tool Tether helps protect your tools, property, and the workers below by providing a secure connection point for hand tools. The tether is stretch cord surrounded by durable webbing, 30" long when retracted and extending to 50". Includes a carabineer and drawstring connection points to attach the tether to a work belt or harness. Can hold a maximum working load of 15lb. **Item No. WERM400003**

**Our Price \$9.47**



**Buy 2 Get 1 FREE!!**

## WERNER 11' Max Patrol Self-Retracting Lifeline

Lifeline allows more freedom of movement on the job without lock-up that can inhibit range of motion. Lightweight and compact with 11' of web working length. Provides protection for workers up to 400 lbs. With 24" maximum arrest distance, the Max Control is ideal for low clearance applications. High visibility ensures wear and damage is clearly visible. **Item No. WERR430011**

**Our Price \$149.27**



**Buy 2 Get 1 FREE!!**

## WERNER BaseWear Standard (Back D-Ring) Harness, Universal

Provides best-in-class performance in an entry level harness. Designed for adjustability and universal fit, BaseWear features lightweight hardware and bright colors for worker visibility on the jobsite. Rear dorsal D-ring is made from high quality alloy steel for strength and durability, and has an adjustable pad for worker convenience and fit. **Item No. WERH412002**

**Our Price \$46.78**



**Buy 2 Get 1 FREE!!**

Order at 800-345-TOOL(s)



# WERNER

## WERNER 10' Reach Height Fiberglass Podium Ladder 4' Type IA

Offers the same reach height as a 6' stepladder and is ideal for working at fixed heights and is easier to maneuver than scaffolds or lifts. Extra-large platform with toe guard feels like you are standing on the ground and 4X Work Zone allows you to work facing any direction. Features full aluminum bracing and a full set of rear horizontals. The LOCKTOP™ extended guardrail provides an extra point of contact and conveniently organizes tools and accessories. EDGE360® gives the bottom protection from every angle. **Item No. LADPD6204**

**Our Price \$208.00**



**Buy 6 Get 1 FREE!!**

## WERNER 12' Reach Height Fiberglass Podium Ladder 6' Type IA

Offers the same reach height as a 8' stepladder and is ideal for working at fixed heights and is easier to maneuver than scaffolds or lifts. Extra-large platform with toe guard feels like you are standing on the ground and 4X Work Zone allows you to work facing any direction. Features full aluminum bracing and a full set of rear horizontals. The LOCKTOP™ extended guardrail provides an extra point of contact and conveniently organizes tools and accessories. EDGE360® gives the bottom protection from every angle. **Item No. LADPD6206**

**Our Price \$259.75**



**Buy 6 Get 1 FREE!!**

## WERNER 14' Reach Height Fiberglass Podium Ladder 8' Type IA

Offers the same reach height as a 10' stepladder and is ideal for working at fixed heights and is easier to maneuver than scaffolds or lifts. Extra-large platform with toe guard feels like you are standing on the ground and 4X Work Zone allows you to work facing any direction. Features full aluminum bracing and a full set of rear horizontals. The LOCKTOP™ extended guardrail provides an extra point of contact and conveniently organizes tools and accessories. EDGE360® gives the bottom protection from every angle. **Item No. LADPD6208**

**Our Price \$329.95**



**Buy 6 Get 1 FREE!!**

## WERNER 16' Reach Height Fiberglass Podium Ladder 10' Type IA

Offers the same reach height as a 12' stepladder and is ideal for working at fixed heights and is easier to maneuver than scaffolds or lifts. Extra-large platform with toe guard feels like you are standing on the ground and 4X Work Zone allows you to work facing any direction. Features full aluminum bracing and a full set of rear horizontals. The LOCKTOP™ extended guardrail provides an extra point of contact and conveniently organizes tools and accessories. EDGE360® gives the bottom protection from every angle. **Item No. LADPD6210**

**Our Price \$357.25**



**Buy 6 Get 1 FREE!!**



Order at [www.blackbookoftools.com](http://www.blackbookoftools.com)

# KNAACK

## KNAACK JOBMASTER™ Chest, 16 cu ft

High-quality tool chest that measures 24" deep by 48" wide and has a capacity of 16 cu ft. for optimal tool storage and organization opportunities. Versatile and portable, the tool box chest can hold everything from compressors to power tools for on the job convenience while its full-length piano hinge, which is stacked and welded, prevents theft. To further mitigate the risk of break-ins, the tool storage chest comes with the patented WATCHMAN® IV Lock System with a 3-point latch and a 7-gauge reinforced lock. The heavy-duty, powder-coated, 16-gauge steel construction and fully arc-welded seams provide superior durability for long-term reliability and corrosion resistance. Ergonomic lid comes with a dampening spring so you can open the lid from three sides without worrying about it slamming shut. 4-way skids with 7-gauge construction allow access from any side, while heavy-duty recessed side handles allow for impressive mobility and protection against damage.

**Item No. KNA4824**

**Our Price \$705.37**



## KNAACK JOBMASTER™ Rolling Workbench, 800 lbs

Measures 40.6" wide and can carry the load in more ways than one. Heavy-duty top provides a handy work surface and the rolling tool chest has a load capacity of 800 lbs. evenly distributed. This is thanks to the mobile workbench's heavy-duty, 16-gauge steel construction with fully arc-welded seams, while its powder-coat finish provides industrial-grade protection against damage and corrosion. The right half of this rolling tool chest contains four 5"-tall drawers that open on smooth, durable ball-bearing glides. Each drawer is rated for up to 50lbs. of weight. The left half is open, with the exception of an integrated shelf, enabling you to store tall items as well as shorter ones. Recessed lock housing for theft protection. Includes 4" casters (2 swivel; 2 rigid). **Item No. KNA44**

**Our Price \$1,431.50**



## KNAACK JOBMASTER™ Chest, 20.25 cu. ft.

High-quality tool box that measures 60" wide and has a capacity of 20.25 cu. ft. for maximum storage capacity. Chest is impressively versatile and portable, easily storing and transporting anything from hand and power tools to shovels in a compact, personal size that works for a variety of jobsites. Designed to resist break-in attempts for superior theft protection. It boasts a full-length piano hinge, 16-gauge steel construction with fully arc-welded seams, and a patented WATCHMAN IV Lock System with a 3-point latch and 7-gauge reinforced lock housing. Features an ergonomic lid design that enables it to be opened on three sides, while a damping spring keeps the lid from slamming shut. To make it easier to transport, it comes with heavy-duty recessed side handles that also protect against damage during transport. A Power Pass® Electrical Pass-Thu grommet ensures weatherproof, convenient power cord access, and a powder coat guards against corrosion and damage. The gang box's caster-ready, 7-gauge steel skids accommodate optional casters. **Item No. KNA60**

**Our Price \$703.52**



# KNAACK

## KNAACK JOBMASTER™ Cabinet, 47.5 cu. ft.

A superior locking tool cabinet that measures 60" wide x 24" deep and has a capacity of 47.5 cu. ft. for maximum storage space. This upright industrial cabinet boasts three full-width shelves for easy organization and offers at-a-glance, quick access for tools, equipment, and other supplies. With a patented WATCHMAN® IV Lock System with a 3-point latch and recessed lock housing, the metal tool cabinet boasts best-in-class theft-prevention to keep your equipment secure at all times. Features a convenient foot latch, meaning with one push of your foot, the doors pop open. Cabinet is constructed from heavy-duty, 16-gauge steel with arc-welded seams for long-term durability while powder-coat finish guards against corrosion and damage. The metal storage cabinet's 4-way skids with 7-gauge construction provide simple access from any side, while heavy-duty recessed side handles improve mobility and guard against damage. **Item No. KNA109**

**Our Price \$1,832.00**



## KNAACK JOBMASTER™ Chest, 24.5 cu. ft.

A professional tool chest designed to be a versatile, secure tool storage and organization solution on the jobsite. Measuring 24" deep by 72" wide, the tool box chest has a capacity of 24.5 cu. ft. for maximum storage area and features a full-length piano hinge that is stacked and welded to keep your power tools and other equipment safe. With an ideal personal chest box design, the tool storage chest boasts an ergonomic lid with a dampening spring that can be opened on three sides for easy access. It also has a Power Pass® Electrical Pass-Thru grommet for quick, weatherproof power cord access. Great for your garage, a jobsite, or added security inside a trailer, the chest storage box features a patented WATCHMAN® IV Lock System with a 3-point latch and 7-gauge reinforced lock housing for unbeatable theft prevention. Heavy-duty, 16-gauge steel construction with arc-welded seams and powder-coat finish ensure long-term durability. Made with 4-way, pre-punched skids with 7-gauge construction, the jobsite tool chest is easy and safe to transport and can be equipped with optional casters quickly. Heavy-duty recessed side handles. **Item No. KNA2472**

**Our Price \$958.13**



## KNAACK Hand Tool Box, 26", 1.5 cu. ft.

A high-quality hand held tool box designed for serious craftsmen and hobbyists alike. The superior small metal tool box features a removable steel tool tray, making it easy to store your most essential tools in an organized and accessible manner to ensure your projects go as smoothly as possible. The small storage chest measures 26" long and has a capacity of 1.5 cubic feet, so you'll have plenty of room for your important equipment when you're heading to a jobsite. Featuring a full-length piano hinge, this box even boasts impressive security to keep your worries about safety at bay. Finished with a black powder coat for a long life. Chrome-plated handles and latches complete the box with a professional look. **Item No. KNA743**

**Our Price \$177.13**



30



Order at [www.blackbookoftools.com](http://www.blackbookoftools.com)



# COLUMBUS McKINNON

## COLUMBUS McKINNON 1 100 Lbs. Mini Ratchet Lever Hoist

The most compact ratchet lever hoist on the market. It perform just like the larger models, but can be easily transported and stored in a toolbox. **Item No. CM0216**

**Our Price \$297.73**



## COLUMBUS McKINNON 3/4 Ton Ratchet Lever Hoist

Features a short handle and minimal lever pull effort combined with high quality, rugged steel for close quarter pulling, stretching, and hoisting applications. This lever hoist is ideal for a wide array of applications in construction, industrial and plant operations. **Item No. CM5311**

**Our Price \$342.13**



## COLUMBUS McKINNON 1 1/2 Ton Ratchet Lever Hoist

Features a short handle and minimal lever pull effort combined with high quality, rugged steel for close quarter pulling, stretching, and hoisting applications. This lever hoist is ideal for a wide array of applications in construction, industrial and plant operations. **Item No. CM5317**

**Our Price \$415.83**



## COLUMBUS McKINNON 3 Ton Ratchet Lever Hoist

Features a short handle and minimal lever pull effort combined with high quality, rugged steel for close quarter pulling, stretching, and hoisting applications. This lever hoist is ideal for a wide array of applications in construction, industrial and plant operations. **Item No. CM5321**

**Our Price \$563.80**



## COLUMBUS McKINNON Puller Lever Hoist

features a heavy-duty design for pulling, lifting, dragging, and stretching construction and industrial applications. The Puller is built for ease of use, ease of maintenance and long life. **Item No. CM640-1-1/2**

**Our Price \$651.22**



# COLUMBUS McKINNON

## COLUMBUS McKINNON COFFIN LHH Hand Chain Hoist

Coffing LHH Hand Chain Hoists feature stamped steel and are an excellent low cost option in the Coffing line. The compact, lightweight design is ideal for construction and contractor applications where portability and easy rigging are critical. Rated loads from ½ to 20 Tons in stock with standard lifts of 10, 15, and 20 feet. Standard hand chain drop is 2-feet less than lift. Lubricated bearings and bushings, bearing-mounted pinions, and heat-treated spur gearing ensure smooth and efficient operation with minimal effort. Mechanical load brake engages instantly for precise load holding and positioning. 360° swivel hooks with safety latches for positive load engagement.

**Item No. COFLHH-1B-10**

1 Ton LHH Hand Chain Hoist **Our Price \$1,261.33**

**Item No. COFLHH-3B-10**

3 Ton LHH Hand Chain Hoist **Our Price \$1,154.27**

**Item No. COFLHH-5B-10**

5 Ton LHH Hand Chain Hoist **Our Price \$1,153.53**



## COLUMBUS McKINNON Beam Clamps

Ideal as a semi-permanent lifting point for rigging operations (vertical or horizontal), as a hoisting anchor, or as a tool for positioning and holding beams for welding. The Beam Clamp is recommended for commercial, construction and industrial applications.

**Item No. COFBC-1**

1 Ton Beam Clamp **Our Price \$107.07**

**Item No. COFBC-2**

2 Ton Beam Clamp **Our Price \$87.72**

**Item No. COFBC-3**

3 Ton Beam Clamp **Our Price \$150.22**

**Item No. COFBC-5**

5 Ton Beam Clamp **Our Price \$154.59**



# DBI SALA

## DBI SALA Fall Protection Kit – 4 pc.

Compliance-In-A-Can™ kit features design that incorporates improved fit, updated colors, and durable yet lightweight construction. Protecta® PRO™ gear provides greater comfort and added safety. Features 3,600 lbs. gated hooks to meet ANSI Z359. Includes 5-pt. harness w/sliding back D-ring, leg and chest parachute buckles; single-leg shock pack lanyard w/5,000-lbs. double-locking snap hooks. **Item No. DBI2199847**

**Our Price \$183.65**



## DBI SALA Protecta™ SRL Rebel Web Swivels

Lightweight and compact aluminum housing construction. Unique super strength thin webbing for total security and added length in a compact SRL. Swivel housing for smooth operation and maximum braking safety. Unique speed sensing brake reduces clearance requirements and limits fall arrest forces to 900 lbs. or less. **Item No. DBIAD111AR**

**Our Price \$159.00**



## DBI SALA Nano-Lok® Self Retracting Lifeline with Anchor Hook

Ergonomically designed for ease of use and is ideal for direct connection to most harnesses. The extremely compact and lightweight design is virtually unnoticeable on your back, staying out of the worker's way and making it ideal as a lanyard replacement. Locks quickly – stopping a fall within inches – providing more protection at low heights. Tension is always kept on the lifeline, which reduces dragging, snapping and trip falls. **Item No. DBI3101215**

**Our Price \$159.38**



## DBI SALA PROTECTA™ Rebel® Self Retracting Lifeline

Employers can economically replace simple lanyards with the versatility and added safety of a 6' SRL. Ergonomically designed for ease of use and are ideal for direct connection to most harnesses. Compact and lightweight design is barely noticeable on your back and stays out of the worker's way. Tension is always kept on the lifeline, reducing dragging, snagging and trip falls. Locks quickly, stopping falls within inches, providing more protection at low heights. **Item No. DBI3100400**

**Our Price \$128.69**



## DBI SALA Delta® Vest-Style Harness

Built for smooth operation and minimal distractions on the job site. Easy on-and-off and tangle-free storage, and a water-repellent coating. Revolving adjusters make it easy for workers to find the perfect fit while keeping excess webbing from getting in the way. **Item No. DBI1102000**

**Our Price \$127.66**



Order at 800-345-TOOL(s)



# DBI SALA

## DBI SALA Protecta™ Compliance In A Can™

Design incorporates improved fit, updated colors, and durable yet lightweight construction. Protecta® PRO™ gear provides greater comfort and added safety. Features 3,600 lbs. gated hooks to meet ANSI Z359. Includes 5-pt. harness w/sliding back D-ring, leg and chest parachute buckles, single-leg shock pack lanyard w/5,000-lbs. double-locking snap hooks. **Item No. DBIAA7010AS**

**Our Price \$69.78**



## DBI SALA Protecta Sliding Beam Anchor

Provides a high-strength anchorage point that follows you while you work. Once you secure it to the beam using the integrated adjustment buttons, simply connect your Self-Retracting Lifeline (SRL) or lanyard to the rotating D-ring and you're ready to work. Versatile size ranges to fit a variety of beams. Replaceable wear pads, centered D-ring anchor point, integrated dual ratcheting system, 5,000 lbs. strength and up to 310 lbs. capacity. Fully adjustable integrated dual ratcheting adjustment system slides to fit snugly against the beam. Guarded locking mechanism located on the bottom to reduce chance of accidental disengagement. **Item No. DBI2104703**

**Our Price \$131.25**



## DBI SALA Web Tie-Off Adaptor

6" pass-thru type tie-off adaptor. Durable polyester construction. Abrasion resistant polyester wear pad. High strength steel hardware. **Item No. DBI1003006**

**Our Price \$50.65**



## DBI SALA D-ring Extension

1.5" D-ring extension with snap hook at one end, D-ring at other end. Extends dorsal harness D-ring (or overhead anchor point). Abrasion resistant polyester webbing. Built-in wear indicator. User friendly self locking snap hook. High strength D-ring tie-off point. Protected labels, equipped with 3M™ Connected Safety ID (CSID) **Item No. DBI1231117**

**Our Price \$64.13**



## 3M SafeClaw Concrete Anchor

The SafeClaw reusable anchorage device can easily be inserted into and removed from pre-drilled poured concrete. Drill hole dimensions 3/4" x 3", drill hole at least 3 inches deep. Perfect for concrete tilt wall applications. Easy to use, one hand operation. Reusable and easy to remove and place into a new desired location and then take to your next job. Popular is an understatement for this incredibly designed concrete anchor that can be used up to a 90° pull in all directions. 400 lbs. user capacity. **Item No. 3M4075**

**Our Price \$90.00**



# MILWAUKEE

## MILWAUKEE Sawzall® Recip Saw Kit

Delivers best in class cut speed, durability and power with 0-3,000 strokes per minute, a ¾" stroke length and a 12 Amp motor. Gear protecting clutch extends gear and motor life by absorbing high impact forces and a QUIK-LOK® blade clamp offers fast tool-free blade changes. To provide greater user comfort, a counter weighted mechanism reduces vibration for smoother operation and a redesigned front grip area provides best in class ergonomics. Includes (1) carrying case. **Item No. MIL6509-31**

**Our Price \$130.00**



**Buy 3 Get 1 FREE!!**

## MILWAUKEE 11 Amp Corded 4½" Small Angle Grinder Paddle No-lock

Delivers up to 3X more durability and 50% more power than the competition. 1,400 MWO motor powers through the toughest jobs. Grip circumference measuring a full 2" less than the competition, providing more control and less fatigue. Milwaukee's Electronic Advantage includes Overload Protection to maximize motor life, an Electronic Clutch that extends tool life and helps prevent bind-up, Line Lock-Out that prevents automatic start-up after power loss and Soft Start. 100% tool-free design allows user to change all accessories, including hubbed product, without a wrench. Tool-free, burst resistant, adjustable guard. **Item No. MIL6142-31**

**Our Price \$108.00**



**Buy 3 Get 1 FREE!!**

## MILWAUKEE Deep Cut Variable Speed Band Saw

Deliver 2X more durability, best-in-class power at 11 Amps, revolutionary cut visibility and the industry's largest cut capacity at 5" by 5". Features a new, exclusive Job Site Armor™ Technology and all metal direct drive system that provide game-changing durability. Gear protecting clutch extends gear and motor life by absorbing high impact forces caused by blade lock-ups. At 14.5 Lbs., this lighter weight design delivers more control over the tool and less user fatigue. Include a tool-free locking adjustable shoe that allows user to quickly adjust from an extended shoe to no shoe in seconds. **Item No. MIL6232-21**

**Our Price \$319.50**



**Buy 3 Get 1 FREE!!**

## MILWAUKEE 1" SDS Plus Rotary Hammer Kit

Get up to 40% faster drilling and 15% more life, even in the toughest applications. 1" SDS-Plus D-Handle Rotary Hammer lasts longer and drills faster than other tools in its class. Powerful 8-amp motor delivers 0-1,620 RPM, 0-5,860 BPM and 2.1 ft-lbs of torque. You'll get superior drilling speed without sacrificing the power needed to drill larger holes. At just 6.1 pounds, this rotary hammer is easy to use and helps avoid user fatigue. Mechanical clutch protects the motor when the bit binds, and three-mode operation offers maximum versatility. Includes a side handle, depth rod and carrying case. **Item No. MIL5262-21**

**Our Price \$175.00**



**Buy 3 Get 1 FREE!!**

Order at 800-345-TOOL(s)



# MILWAUKEE

## MILWAUKEE M18 FUEL™ ½" Drill Driver Kit

Delivers up to 60% more power, up to 1.5" shorter length and up to 2X faster speed under heavy load. The POWERSTATE™ brushless motor delivers 1,200 in-lbs of torque and 2,000 RPMs, providing fast drilling through demanding applications. At 6.9" in length, this is the most compact drill in its class, giving better access in tight spaces and reducing fatigue. REDLINK PLUS™ intelligence ensures maximum performance and protects from overloads, heating and over-discharge. REDLITHIUM XC5.0™ battery pack delivers more work per charge and over the life of the pack. All metal ratcheting chuck. **Item No. MIL2803-22**

**Our Price \$296.50**



## MILWAUKEE M18 FUEL™ ½" Hammer Drill Kit

Delivers up to 60% more power. All-metal ratcheting chuck provides users increased bit grip strength and corrosion resistance. POWERSTATE™ brushless motor provides up to 60% more power than the competitive set. REDLINK PLUS™ Intelligence ensures optimal tool performance and provides overload protection. REDLITHIUM™ High Output™ HD12.0 battery pack delivers more work per charge and more work over the life of the pack. Comes with two battery packs, one charger, side handle, belt clip, belt holder, and carrying case. **Item No. MIL2804-22**

**Our Price \$306.00**



## MILWAUKEE M18 FUEL™ Compact Band Saw Kit

Light-weight, balanced design with the largest cutting capacity of any compact band saw at 3¼" X 3¼". POWERSTATE™ brushless motor and Constant Power Technology™ for the fastest cutting band saw in its class. Jobsite Armor Technology™, protects from drops and debris. REDLINK PLUS™ Intelligence delivers optimized performance and overload protection. Variable speed trigger, tool-free locking adjustable shoe, and LED work light offers you maximum control and productivity. Includes two batteries, one charger and one 8/10 TPI Extreme metal cutting band saw blade. **Item No. MIL2829-22**

**Our Price \$456.50**



## MILWAUKEE M18 FUEL™ 1" SDS Plus Rotary Hammer Kit

The fastest drilling rotary hammer in its class, includes AUTOSTOP™ Control for enhanced safety, and can drill up to (125) 3/8" x 2" holes per charge when paired with the M18™ HIGH OUTPUT™ XC6.0 battery. POWERSTATE™ Brushless Motor provides speed and power in the most demanding applications. REDLINK PLUS™ intelligence tool technology ensures maximum rotary drill performance. Battery delivers 50% more power while running 50% cooler than the XC batteries. Maximum control and enhanced safety with the AUTOSTOP™ Kickback Control. **Item No. MIL2912-22**

**Our Price \$527.00**



# MILWAUKEE

## MILWAUKEE M18 FUEL™ 4½"/5" Grinder Kit

World's first cordless grinder delivers the power of a corded grinder with up to 2X more run time and 10X longer motor life. POWERSTATE™ Brushless Motor provides up to 10X longer motor life. REDLITHIUM™ XC5.0 Battery Pack delivers up to 4X more run time and 20% more power. Features REDLINK PLUS™ Intelligence for maximum performance. Thin body design gives it optimized balance. Tool-free accessory changes and guard adjustments. Includes 2 battery packs, multi-voltage charger and carrying case. Grinding wheel sold separately. **Item No. MIL2780-22**

**Our Price \$378.00**



## MILWAUKEE M18 FUEL™ 2-Tool Combo Kit: Hammer Drill/Impact

The M18 FUEL ½" Drill Driver is the industry's most powerful drill delivering up to 60% more power, is up to 1.5" shorter and 2X faster under heavy load. The POWERSTATE™ Brushless motor delivers 1,200 in-lbs of torque and 2,000 RPMs providing fast drilling through demanding applications. At 6.9" this is the most compact drill in its class. The REDLINK PLUS™ intelligence ensures maximum performance. The REDLITHIUM XC5.0™ Battery Pack delivers more work per charger and more work over the life of the pack. The all metal ratcheting chuck increases bit grip strength and corrosion resistance. **Item No. MIL3697-22**

**Our Price \$385.00**



## MILWAUKEE MX FUEL™ Sewer Drum Machine w/ POWERTREDZ™ for ⅝" – ¾"

Simplifies sewer calls by providing POWERTREDZ™ Lift Assist technology and the power to clear roots at 200' out while containing the mess with a fully closed drum. Perform one-person transportation of the machine up and down stairs as well as in and out of a service van. Power to clear roots up to 200' out in 3"-8" sewer lateral lines. Drum is fully enclosed providing protection against the mess. Features CABLE-DRIVE™ Automatic Feed & Retract, eliminating the need to pull back the cable. The RAPID STOP™ button quickly releases the bearings to prevent the cable from binding. REDLINK PLUS™ intelligence improves your control with an integrated drum brake. **Item No. MILMXF501-1CP**

**Our Price \$2,888.00**



## MILWAUKEE MX FUEL™ Handheld Core Drill Kit

Core with more confidence than ever before. Patented clutch and AUTOSTOP™ technology deliver a safer handheld coring experience. They provide you with maximum control and prevent over-rotation in case the core drilling machine gets bound up. Power to core up to 6" holes in reinforced concrete. REDLINK PLUS™ Intelligence ensures maximum performance and protection from overload, overheating, and over-discharge. Onboard LED level and performance gauge provide maximum efficiency while coring. **Item No. MILMXF301-2CXS**

**Our Price \$3,654.00**



Order at 800-345-TOOL(s)



# MILWAUKEE

## MILWAUKEE MX FUEL™ 14" Cut-Off Saw

Delivers instant starts and zero emissions, and can cut 6' of concrete or 72 cuts in #5 rebar per charge. Push-button activation eliminates the repetitive motions of a pull start and gives the ability to cut materials faster from start to finish. A full 14" capacity gives you the ability to cut up to 5" depths in a large variety of materials. It also gives you the freedom to choose between 12" and 14" blades. The POWERSTATE™ Brushless Motor delivers the power to cut through a wide range of tough materials from concrete to rebar and ductile iron. **Item No. MILMXF314-2XC**

**Our Price \$2,379.00**



## MILWAUKEE M12™ Cordless Lithium-Ion No-Hub Driver Kit

Accurately fasten up to 300 steel clamps on a single charge. Quickly install no-hub couplings with accuracy and repeatability. It features torque settings for 60 in-lbs. and 80 in-lbs., and LED indicators for when torque limit is reached and recalibration is required. Weighing just 2.75 lbs., this subcompact cordless tool is designed for user comfort and reduced user fatigue. Use it in Drill Mode for general drilling and fastening applications. Includes two batteries, charger, three Shockwave™ sockets sized ¼", ⅜" and ⅝", and carrying case. **Item No. MIL2455-22**

**Our Price \$285.00**



## MILWAUKEE M18 FUEL™ ½" Compact Impact Wrench w/ Pin Detent Kit

The most compact in its class, delivering you more power, the most access in tight spaces at only 4.9" in length, and maximum workspace visibility. Features a POWERSTATE™ Brushless motor that generates up to 250 ft-lbs. of fastening and nut-busting torque, providing you with the power required for installation and removal, even in confined spaces. By selecting Mode 4, AUTO SHUT-OFF™ control applies no more than 20 ft-lbs. of torque for hand-tight fastening applications to prevent overtightening. Mode 4 also features Bolt Removal Control delivers full torque output, then decreases RPMs once the bolt is loosened to prevent fastener drops. **Item No. MIL2855P-22**

**Our Price \$369.00**



## MILWAUKEE M18™ FORCE LOGIC™ Press Tool w/ ONE-KEY™

Easiest way to crimp, producing cULus classified crimps according to the UL 486A-B classification standards for #8 – 750 MCM Cu and Dual Rated Anderson, Blackburn® Burndy, IlSCO, Panduit, Penn-Union and Thomas & Betts connectors. The in-line design with a forward hand position unlocks your ability to press with one hand and will fit nearly anywhere you can fit your arm. **Item No. MIL2922-22**

**Our Price \$3,191.50**





# MILWAUKEE

## MILWAUKEE M12™ FORCE LOGIC™ Press Tool Kit with Jaws

Features a one-handed, in-line design enabling you to operate the tool nearly anywhere you can fit your arm. Built-in REDLINK™ technology enables the plumbing press tool to monitor the force output, delivering you with quality connections. Visual indicator alerts you when a secure connection has been achieved and when the tool needs calibration. When used with our MILWAUKEE® press jaws, this tool delivers quality press connections on all major fitting brands. **Item No. MIL2473-22**

**Our Price \$1,937.00**



## MILWAUKEE M18™ FORCE LOGIC™ 750 MCM Crimper Kit

Easiest way to crimp, producing cULus classified crimps according to the UL 486A-B classification standards for #8 – 750 MCM Cu and Dual Rated Anderson, Blackburn® Burndy, IlSCO, Panduit, Penn-Union and Thomas & Betts connectors. Dies are individually engineered both for quality crimps and for faster connections on all sizes with die lengths specific to each connector. The lightest and only fully balanced 12T crimper, with a 350° rotating head and red alignment marks. Provides instant pressure verification with a green indicator. The only tool that has pre-crimp battery check that automatically ensures enough battery charge to complete each crimp. **Item No. MIL2779-22**

**Our Price \$3,805.00**



## MILWAUKEE M18 FUEL™ High Torque ½" Impact Wrench with Pin Detent Kit

Delivers 750ft-lbs of fastening torque and 1100ft-lbs of nut-busting torque. At 8.1" in length, this tool allows for more access in tight spaces. 4-Mode DRIVE CONTROL™ with Bolt Removal mode gives users the most control over their fasteners. Bolt Removal mode gives the user more control when removing fasteners by slowing to 750rpm once the fastener has been busted loose. Includes a ½" Pin Detent anvil which provides superior socket retention. **Item No. MIL2766-22**

**Our Price \$421.50**



## MILWAUKEE M18 FUEL™ SAWZALL® Reciprocating Saw – 2 Battery XC5.0 Kit

the fastest cutting reciprocating saw in its class and leverages a POWERSTATE™ Brushless Motor to provide you with 3,000 SPM and a 1¼" stroke length for faster material removal. designed to perform in the most demanding applications and is our most durable cordless reciprocating saw yet. Lighter weight than the previous generation and features an adjustable shoe, integrated LED light, and a hanging hook for convenient storage on the job. **Item No. MIL2821-22**

**Our Price \$395.50**



Order at 800-345-TOOL(s)



# MILWAUKEE

## MILWAUKEE M18™ Cordless 6-Tool Combo Kit

Includes the M18™ ½" Hammer Drill/Driver (MIL2602-20), M18™ ¼" Hex Impact Driver (MIL2650-20), M18™; Sawzall® Recip Saw (MIL2620-20), M18™ 6½" Circular Saw (MIL2630-20), M18™ 4½" Cut-off/Grinder (MIL2680-20) and M18™ Work Light (MIL49-24-0171). The M18™ Cordless LITHIUM-ION System's patented technologies and electronics, innovative motor design, and superior ergonomics provide the most efficient blend of power, weight and performance in the industry. Powered by REDLITHIUM™ the M18™ cordless system delivers more torque, more power, and longer run-time than the competition. **Item No. MIL2696-26**



**Our Price \$683.50**

## MILWAUKEE M18™ ROCKET™ Dual Power Tower Light

The LED light tower has Dual Power capability and can be powered by the M18™ batteries or by an extension cord. The tower light head can extend from 4' to 7' to light overhead work or minimize shadows when casting light downward. Provides 2,500 lumens of TRUEVIEW™ High Definition Output in high mode, 1,100 in medium, and 700 in low. It can run for up to 13 hours with the M18™ REDLITHIUM™ XC 5.0 Battery Pack. Portable light tower has reinforced legs that are impact-resistant, and a low center of gravity provides a stable base. LED light head is protected by an impact-resistant lens and bezel, nested in a protective shroud for secure transport and storage. The LEDs never need to be replaced and backed by a limited lifetime warranty. **Item No. MIL2131-20**



**Our Price \$206.50**

## MILWAUKEE MX FUEL™ Breaker

Delivers a faster, safer, easier concrete demolition experience. It is the most productive with the lowest vibration, lightest weight, and breaking over 2 tons per charge. The POWERSTATE™ Brushless Motor delivers 50 ft-lbs of impact energy that meets and exceeds that of corded competition. Our MX FUEL™ REDLITHIUM™ XC406 battery pack delivers unparalleled run time, allowing you to break a 40' trench that is 1' wide and 6" thick on one charge. Jackhammer is lightest in its class, making it easier for you to maneuver and transport it throughout the jobsite. REDLINK PLUS™ Intelligence ensures maximum performance and protection from overload, overheating, and over-discharge. **Item No. MILMXF368-1XC**



**Our Price \$2,209.00**

## MILWAUKEE M12™ Green 360° 3-Plane Laser

Provides you with all day runtime and best visibility in its class. Get 15+ hours of continuous runtime when paired with an M12™ REDLITHIUM™ 4.0 XC battery for ultimate productivity. The high-intensity green laser offers you superior visibility up to 250' (diameter) for long-range applications. The three 360° planes include horizontal and two vertical lines for fast and easy alignment, leveling, squaring, and transfers allowing you to easily layout large spaces with one tool. **Item No. MIL3632-21**



**Our Price \$485.00**

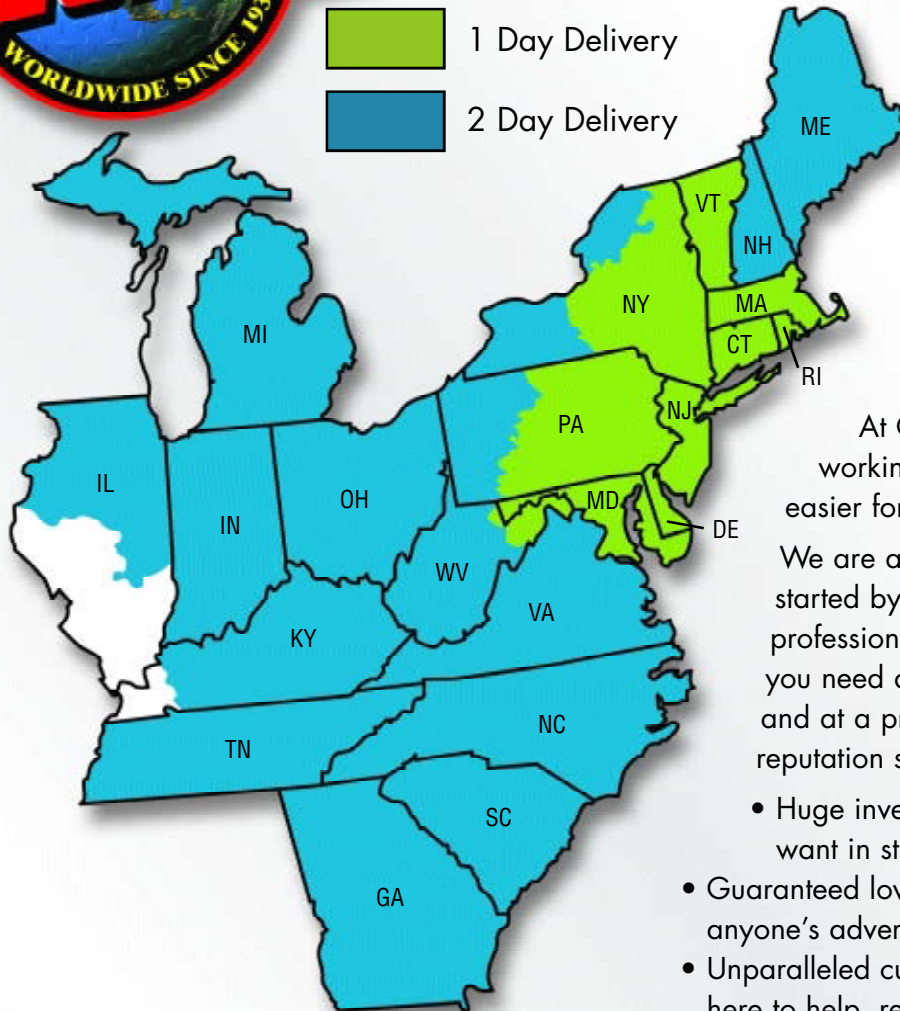


Order at [www.blackbookoftools.com](http://www.blackbookoftools.com)



# Colonial...

Tools for your trade at the guaranteed lowest price!



## FAST DELIVERY!

At Colonial, we have been working hard to make your job easier for 91 years.

We are a family owned business started by and staffed by professionals. We understand what you need and that you need it fast, and at a price you can afford. Our reputation stands on three pillars:

- Huge inventory – We have what you want in stock.
- Guaranteed lowest prices – We will beat anyone's advertised price for the same tool.
- Unparalleled customer service – We are here to help, respond quickly to questions, find the right tool, and make sure you are satisfied.

### We ship 99% of orders the same day.

From Lenox Sawzall Blades, to Inside Pipe Cutters, from Bosch Rotary Hammers to Greenlee Wire Carts, from Hand Tools to Hand Hoists, from thousands of power tools to Ridgid 12" Power Pipe Cutters. **We have it ALL!**

Our business is your business. You can depend on us to deliver the tools you use – professional tools for professionals – when you need them, and at the guaranteed lowest price. **Call us today!**

## 4 WAYS TO ORDER

1. [www.blackbookoftools.com](http://www.blackbookoftools.com)  
**Order on line 24/7!**
2. Phone  
800.345.TOOL(S)
3. Fax  
800.998.8777
4. Email  
[sales@colonialhardware.com](mailto:sales@colonialhardware.com)



**Professional Tools For Professionals  
At The Guaranteed Lowest Price**



**On-Line**  
[www.blackbookoftools.com](http://www.blackbookoftools.com)

**Phone**  
**(800) 345-TOOL(s)**

**Fax**  
**(800) 998-8777**

**Email**  
[sales@colonialhardware.com](mailto:sales@colonialhardware.com)

